



**ACS Publications**  
High quality. High impact.

# How to increase your research efficiency— A User Guide for Searching ACS Journals Online

## Searching

[www.pubs.acs.org](http://www.pubs.acs.org)



From the ACS Publications homepage at [www.pubs.acs.org](http://www.pubs.acs.org)

## First, log-in

We recommend users always log-in (or register, if you have not yet done so) before searching. This lets you take advantage of personalization features such as creating saved searches and getting personalized lists of recommended articles.

## Quick Search

You can run a simple search using the Quick Search box at the top right of every page. Just enter a search term or DOI and submit your search.

## Advanced Search

If you want to be more specific in your search, click on the Advanced Search link that appears within the Quick Search box. From the Advanced Search page, you have 2 options:

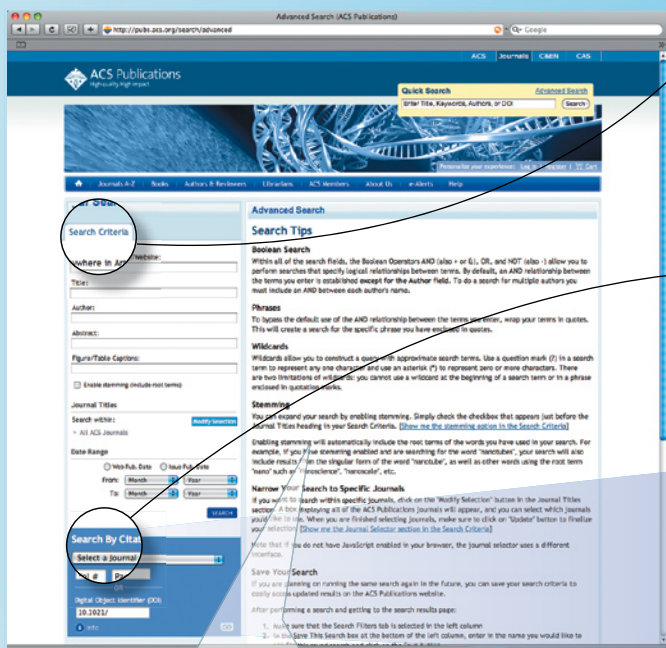
1. Search by Citation.
2. Or enter Search Criteria.

## Entering Search Criteria

1. Enter the criteria for your search in one or more of the 5 boxes: Anywhere in Article/Website, Title, Author, Abstract, Figure/Table Captions.
2. Use any of the techniques found in Search Tips to narrow or broaden your search.
3. Click "SEARCH".

## Searching by Citation or DOI

1. Use the pull-down menu to select a journal, enter volume number and page number, and click "GO".
2. Or, enter the Digital Object Identifier (DOI) and click "GO".



From the Advanced Search page

## Search Tips

### Boolean Search

Within all of the search fields, the Boolean Operators "AND" (also "+" or "&"), "OR", and "NOT" (also "-") allow you to perform searches that specify logical relationships between terms. By default, an AND relationship between the terms you enter is established except for the Author field. To do a search for multiple authors you must include an AND between each author's name.

### Phrases

To bypass the default use of the AND relationship between the terms you enter, wrap your terms in quotes. This will create a search for the specific phrase you have enclosed in quotes.

### Wildcards

Wildcards allow you to construct a query with approximate search terms. Use a question mark (?) in a search term to represent any one character and use an asterisk (\*) to represent zero or more characters. There are two limitations of wildcards: you cannot use a wildcard at the beginning of a search term or in a phrase enclosed in quotation marks.

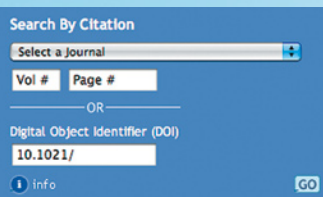
### Stemming

You can expand your search by enabling stemming. Simply check the checkbox that appears just before the Journal Titles heading in your Search Criteria. Enabling stemming will automatically include the root terms of the words you have used in your search. For example, if you have stemming enabled

and are searching for the word "nanotubes", your search will also include results from the singular form of the word "nanotube", as well as other words using the root term "nano" such as "nanoscience", "nanoscale", etc.

### Narrow Your Search to Specific Journals

If you want to search within specific journals, click on the "Modify Selection" button in the Journal Titles section. A box displaying all of the ACS Publications journals will appear, and you can select which journals you'd like to use. When you are finished selecting journals, make sure to click on "Update" button to finalize your selection. Note that if you do not have JavaScript enabled in your browser, the journal selector uses a different interface.



# Scan Results—using a single interface

**1 Filter Results**

**2 Organize Results**

**3 Save Your Search**

**4 Subscribe to an RSS Feed of Your Search**

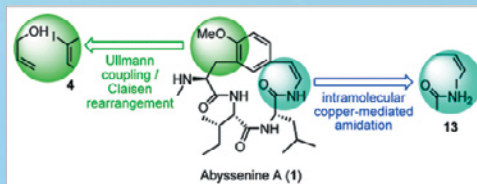
## 1 Filter Results

1. Select a Publication, Manuscript Type, Author, or Date Range to narrow your search.
2. Results are displayed on the same interface.

## 2 Organize Results

1. Select a tab to view All results; Research Articles; or News, Features, Commentary
2. Sort results by Relevance, Publication Date, Manuscript Type, Publication Title, or First Author's Last Name

## Figure Preview—browse the thumbnails for all figures in an article



From the Search Results page

## 3 Save Your Search

1. Make sure you are logged in
2. Select the Search Filters tab in the left column.
3. Enter the name you would like to use for the search in the Save This Search box.
4. Optional: receive results of your saved search via email by selecting an email frequency in the pull-down menu.
5. Click the "Save" button.
6. Your saved search can now be accessed from your Profile Page.

## 4 Subscribe to an RSS Feed of Your Search

1. After you have performed a search, you can receive updates on new articles that match your search criteria by subscribing to an RSS feed of your search. Right-click on the RSS icon that appears next to the Search Results heading.
2. Copy the RSS feed link into your feed reader of choice.
3. If you have created any saved searches, you can obtain the RSS feed link for those saved searches from your Profile Page. Look for the RSS icon next to each of your saved searches.

To modify your search, click on the Advanced Search link before you enter new criteria.

## ACS Publications Help Desk

Hours: 12:00 a.m.–8:00 p.m. Eastern Standard Time  
Monday through Friday (excluding holidays)  
Phone: 1-800-227-9919 or 1-202-872-4357  
E-mail: support@services.acs.org

Latest Articles (ACS Publications)

100 Total

Mycoesterium tuberosum RuBisCO Induces Two Distinct Types of Structural Distortions ...

Homologous Holiday Junction Heterologous Holiday Junction ...

Polymer-Based Therapeutics

Polymer matrix Polymer assembly Functionalized polymer ...

A Study of the Interactions between  $\beta$ -Oxidation Mediators and Organometallic Benzimidazole ...

Production of Smooth and Pure Nickel Metal Nanowires by the Electrospinning Technique ...

Three-Chromophore Excited-State Mixed Valence ...

Influence of the Type of Oxidant on Anion Exchange Properties of Fibrous Celulose ...

Sample RSS Feed