



**JAYPEE DIGITAL**  
*Explore Health Science*

# User Guide

# TABLE OF CONTENTS

## Overview

## Important Features at a glance

- Logging into Jaypee Digital
- Username & Password
- How to Navigate?
- How to Search?
- Books, Videos and Journals Library
- Book Detail page
- Reading Content (Ebooks)
- Browsing Videos
- Browsing MCQs (**incl. NEET PG**)
- Browsing Case Studies & OSCEs
- Browsing Journals
- MY ACCOUNT Features

## Need Help & Support?



# OVERVIEW

**Jaypee Digital** is a leading comprehensive source of medical knowledge that offers medical content for all sectors of *Healthcare Professionals, Educators, Researchers and Students* with impeccable collection of:



4,100+ eBooks  
(Textbooks + Professional & Reference titles)



12,000+ Surgical and Diagnostic Videos



125+ eJournals



3,500+ Case Studies & 5,000 OSCEs (**NEW**)




1,15,000+ MCQs incl. NEET PG (**updated**)

# IMPORTANT FEATURES AT A GLANCE



Access Remotely,  
anywhere, anytime



Mobile Optimized



Practice MCQs for  
Exam Prep



Case Studies & OSCEs  
for Clinical Practice



Download & Save



Reader  
Personalization  
Features – Tag  
content, Access your  
Search history and  
favourite searches,  
create your Notes etc.



Library Resources –  
Admin Access, Usage  
Reports etc.



200+ books added  
every year



Content across 30+  
Medical specialities.

# Logging into JAYPEE DIGITAL

1. Go to [www.jaypeedigital.com](http://www.jaypeedigital.com)
2. In the upper right corner of Home Page, click **SIGN IN**.
3. Enter your *Username and Password*.
4. Click *Submit*. The *Home Page* opens.
5. Once you have signed in/connected to your institution, you should see your institution name in the upper right corner of Home Page.

If you are on-site at your institution or connected through institutions' VPN or library website, you will be able to access the subscribed content.



JAYPEE DIGITAL  
EXPLORE HEALTH SCIENCE

ASK FOR A TRIAL | CONTACT US | SIGN IN |

Sign in to continue accessing digital content

JAYPEEDIGITAL  
Explore Health Science

Submit

Cancel

Not a Member? Contact Us.

Forgot your password?



# USERNAME & PASSWORD

Login with user credentials unlock key features such as **Connect Remotely**, add to favorites, **Create Notes**, **Bookmarks**, view **Saved Searches**, access to **customization options** etc.

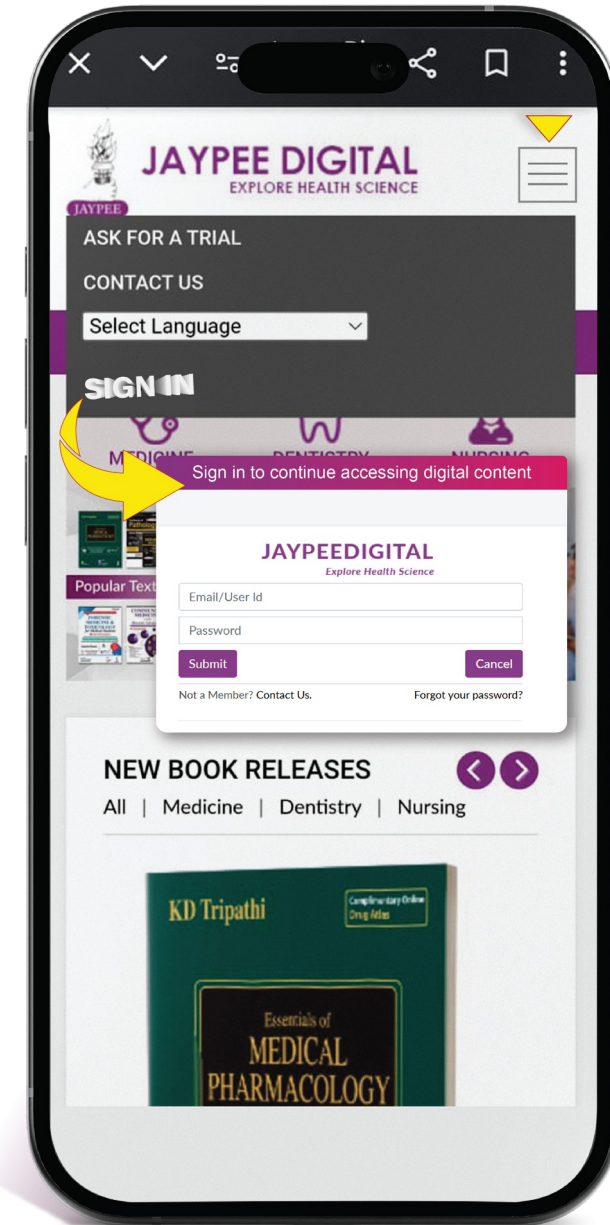
**User needs to contact Librarian/Admin for the user credentials.** You can learn more on how to create User credentials by watching [Librarian User Manual](#).

## To retrieve a forgotten password:

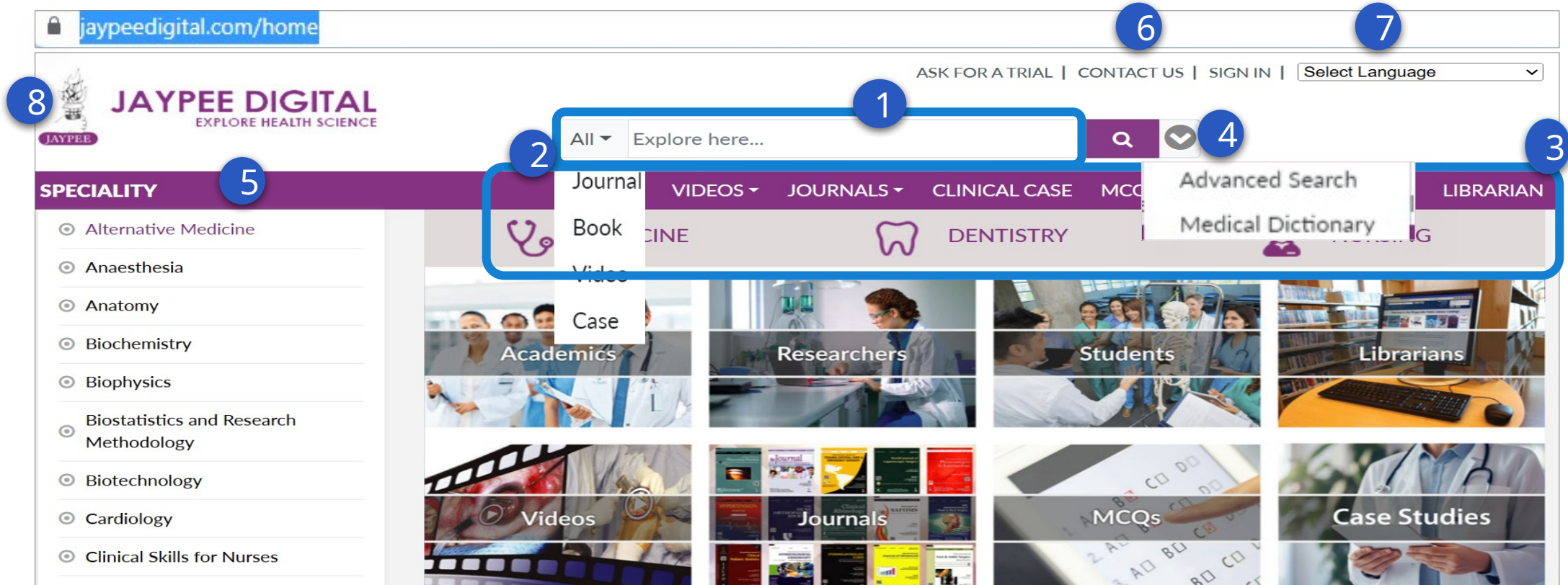
1. In the upper right corner of the Home Page, click *SIGN IN*.
2. Click *Forgot your password?*
3. The *Forgot Password* page opens.
4. Enter your username/email address exactly as it is registered in your personal **Jaypee Digital My Account**.
5. We will send you an email with a link to reset your password.

## To change your password:

1. After you login, you will notice your name In the upper right corner of the Home Page. Click on the drop-down next to your name.
2. Click "MY ACCOUNT".
3. Under your "My Account" menu on the left side, click *Change Password* .
4. Fill in the new password information and click *Submit*.



# HOW to NAVIGATE?



1. Search bar and button.
2. Filter your search results by selecting the specific content type from this drop-down.
3. Browse menu and a librarian section.
4. Advance Search options and Medical Dictionary.
5. Browse by speciality.
6. For any assistance, click here to contact us.
7. Change language settings.
8. To return to the *Home Page*, click the Jaypee Digital icon in the upper left-hand corner of any screen.

# HOW to SEARCH?

1. In the search bar, enter the term and run a search.
2. Choose the specific source type to refine your results before you search.
3. To the left of your search results, search builder allows you to narrow /modify your search results by category, content type, author, copyright year etc.
4. Search bar within all content available.
5. Click to sort by date or alphabetically
6. Export search results in MS Excel.
7. To begin with a narrow search, go for Advance Search where you would see how easy it is to get specific.
8. Green unlock icon indicates the item is available in your subscription.
9. Click to return to the *Home Page*.

The screenshot displays the JAYPEE DIGITAL search interface. At the top left is the JAYPEE logo with the tagline 'EXPLORE HEALTH SCIENCE'. The main search bar at the top center contains the text 'diabetes' and is marked with a blue circle '1'. To its left is a dropdown menu for source types, currently set to 'All', marked with a blue circle '2'. To the right of the search bar is a magnifying glass icon and a dropdown arrow, with a blue circle '7' pointing to the dropdown menu. Below the search bar is a purple navigation bar with links: BOOKS, VIDEOS, JOURNALS, MCQS, REVIEWS, PARTNERS, and LIBRARIAN. On the left side, there is a 'CUSTOMIZE YOUR SEARCH' section with three filters: 'Content Type' (Article (444), Book (186), Chapter (20,424), Journal (2), Video (7)), 'Type' (Professional (9,270), Reference (3,478), Textbook (3,521)), and 'Category' (Dentistry (673), Medicine (19,385)). A blue vertical line is next to this section, marked with a blue circle '3'. The main search results area shows '21,063 Result(s) found for diabetes' and a 'Save Search' button. Below this is a secondary search bar with a magnifying glass and a download icon, marked with a blue circle '4'. To the right of this bar is a 'Sort by' dropdown menu, marked with a blue circle '5'. The first result is a chapter titled 'Chapter-39 Descemet's Membrane Endothelial Keratoplasty' by Denise Pinkus, Francis W Price, and Marianne O Price (2024). It has a green unlock icon next to it, marked with a blue circle '8'. The second result is 'Chapter-40 Keratoplasty and Cataract Extraction: Triple Procedure' by Mohamed Ibrahime Asif and Namrata Sharma (2024), also with a green unlock icon. A blue circle '6' is placed over the download icon in the secondary search bar. A blue circle '9' is placed over the JAYPEE logo in the top left corner.



# BOOKS, VIDEOS AND JOURNALS LIBRARY

The Books, Videos and Journals tab provides you the resources, organized into streams, book series and other disciplines.



# BOOK DETAIL PAGE

Once you select the book to read, the book detail page opens –

BOOKS ▾VIDEOS ▾JOURNALS ▾MCQs ▾REVIEWS ▾PARTNERS ▾LIBRARIAN ▾

☆☆☆☆☆

Ghai's Textbook of Practical Physiology

by VP Varshney, Mona Bedi

Ghai's Textbook of Practical Physiology has been considered as the most reliable book on the subject for medical students in India and abroad for many years. The Ghai's Textbook of Practical Physiology 10th edition has been prepared for the benefit of medical students on the basis of our long teaching experience in physiology. The text has been organized into 7 sections. The various sections of this book including those on hematology, human experiments and clinical physiology have been thoroughly revised as per the competency-based medical education curriculum (NMC) guidelines. Each experiment starts with STUDENT OBJECTIVES, which are basically learning objectives for the students. This is what the student is expected to learn at the end of each practical. Well-labeled diagrams and flowcharts have been incorporated to improve understanding. The book has been specially designed for step-by-step learning of practical and experiment, which are essential for medical students seeking to develop expertise in physiology and clinical medicine.

ADD TO FAVOURITES

Overview of the book

Save it to your Favourites list and access it later from yourJaypee Digital "My Account"

Refer, Share & recommend icons for easy sharing

Refer to Friend

Recommend To Librarian

SHARE THIS PAGE

Book Detail

Chapters

Click to view Book Details    Click to view chapters list

Book Detail

Chapters

Book Details

Author	Author's Affiliation
1. Varshney VP	Maulana Azad Medical College, New Delhi, India (FMS-Delhi University); Maulana Azad Medical College, New Delhi, India
2. Bedi Mona	Maulana Azad Medical College, New Delhi, India
ISBN	9789354658952
Specialty	Physiology
DOI	10.5005/jp/books/18749
Edition	10/e
Publishing Year	2023
Pages	352
Book Type	Textbook

Book Detail

Chapters

Chapters list

Chapter Name	Pages	Action
Prelims	i-xviii	
Index	323-332	
Chapter-01 Hematology	1-98	
Chapter-02 Human Experiments	99-198	
Chapter-03 Clinical Examination	199-248	
Chapter-04 Experimental Physiology	249-296	
Chapter-05 Some Important Charts and Questions	297-310	
Chapter-06 Calculations	311-314	
Chapter-07 Sample Problem Solving	315-318	
Appendix	319-322	

Click to download

# READING CONTENT (Ebooks)

The screenshot displays the Jaypee Brothers Content Reader interface. At the top, a purple header bar contains the Jaypee Brothers logo, a search icon, and a toolbar with various reading tools. The main content area shows the book cover for 'Ghai's Textbook of Practical Physiology' and a table of contents. The current chapter, 'Experimental Physiology', is highlighted. The content area displays a list of experiments under the heading 'UNIT I: AMPHIBIAN EXPERIMENTS'.

**Annotations:**

- Search within chapter & book:** Points to the search icon in the top header bar.
- Click to navigate to specific chapter:** Points to the table of contents on the left side.
- Click to view INDEX:** Points to the 'Index' button at the bottom left.
- Click to EXIT the content reader:** Points to the power icon at the bottom left.
- Customize BACKGROUND:** Points to the background color selection icon in the toolbar.
- Create & Save NOTES:** Points to the notepad icon in the toolbar.
- Change Font Style:** Points to the font style selection icon in the toolbar.
- To view Full Screen:** Points to the full screen icon in the toolbar.
- Highlighter:** Points to the highlighter icon in the toolbar.
- Add Bookmark:** Points to the bookmark icon in the toolbar.
- Change Text Size:** Points to the text size adjustment icons in the toolbar.

**Page # 249-2**

**GO**

**Highlighter**

**Create & Save NOTES**

**Change Font Style**

**To view Full Screen**

**Change Text Size**

**Add Bookmark**

**SECTION 4**

**Experimental Physiology**

**Click to navigate to specific chapter**

**Click to view INDEX**

**Click to EXIT the content reader**

**TOC**

**Index**

**UNIT I: AMPHIBIAN EXPERIMENTS**

4.1: Introduction to Amphibian Experiments  
4.2: Study of Apparatus  
4.3: Dissection of Gastrocnemius Nerve Muscle Preparation  
4.4: Simple Muscle Twitch (Effect of a Single Stimulus)  
4.5: Effect of Temperature on Muscle Contraction  
4.6: Velocity of Nerve Impulse  
4.7: Effect of Two Successive Stimuli (of Same Strength)  
4.8: Recording the Effect of Increasing Strength of Stimulus on Skeletal Muscle Contraction  
4.9: Genesis of Tetanus  
4.10: Genesis of Fatigue  
4.11: Effect of Load on Skeletal Muscle Contraction (Freeload and Afterload)  
4.12: Recording of a Normal Cardiogram of Frog's Heart and Effect of Temperature on It  
4.13: Properties of Cardiac Muscle  
4.14: Effect of Stimulation of Vagus sympathetic Trunk and White Crescentic Line; Vagal Escape; Effect of Nicotine and Atropine on Frog's Heart  
4.15: Effect of Adrenalin, Acetylcholine and Atropine on Frog's Heart  
4.16: Perfusion of Isolated Heart of Frog  
4.17: Study of Reflexes in Spinal and Decerebrate Frogs

**NOTE:** You must login with your credentials to **access all these Content Reader Features**. For login, and credentials, please refer Slide#5 and Slide#6



# BROWSING VIDEOS

The screenshot shows a medical video library website with a purple header. The header includes a 'SPECIALITY' menu on the left and navigation links for 'BOOKS', 'VIDEOS', 'JOURNALS', 'MCQS', 'REVIEWS', 'PARTNERS', and 'LIBRARIAN'. The 'VIDEOS' link is highlighted with a blue box. Below the header, there are sections for 'MEDICINE' and 'NURSING'. The 'MEDICINE' section features a grid of video thumbnails with labels: 'Academics', 'Researchers', 'Students', 'Journals', and 'MCQs'. A blue line points from the 'VIDEOS' header to the 'Academics' thumbnail, with the annotation 'Click on any Video'. Below the 'Academics' thumbnail, there is a 'POPULAR VIDEOS' section with four video thumbnails. Each thumbnail has a title, a description, and an 'ADD TO FAVOURITES' button. A blue line points from the 'ADD TO FAVOURITES' button to the 'Refer & Recommendations' annotation. The 'LATEST VIDEOS' section is located below the 'POPULAR VIDEOS' section, featuring four video thumbnails with titles and descriptions. A blue line points from the 'Refer & Recommendations' annotation to the 'LATEST VIDEOS' section. On the right side of the screenshot, a large video player shows a surgical procedure. Below the video player, there is a title 'Second toe transfer' and a description 'Surgery of the Injured Hand by R Venkateswami'. A blue line points from the 'Click to Download' annotation to the 'Download' button. Another blue line points from the 'Social Media Sharing' annotation to the 'SHARE THIS PAGE' button. A third blue line points from the 'Click to Report the issue related to Video' annotation to the 'Report this Video' button. A fourth blue line points from the 'Refer & Recommendations' annotation to the 'Refer to Friend' and 'Recommend To Librarian' buttons.

**SPECIALITY**

- Anaesthesia
- Anatomy
- Biochemistry
- Biophysics
- Biostatistics and Research Methodology

**BOOKS** **VIDEOS** **JOURNALS** **MCQS** **REVIEWS** **PARTNERS** **LIBRARIAN**

**MEDICINE** **NURSING**

**Academics** **Researchers** **Students**

**Journals** **MCQs**

**POPULAR VIDEOS**

- Removal of Cemented Humeral...  
Video Atlas of Shoulder S...  
Size: 146 MB  
**ADD TO FAVOURITES**
- Portal Placement, Normal...  
Video Atlas of Shoulder S...  
Size: 2 MB  
**ADD TO FAVOURITES**
- Cuff Repair-Allograft...  
Video Atlas of Shoulder S...  
Size: 21 MB  
**ADD TO FAVOURITES**
- Second toe transfer  
Surgery of the Injured Ha...  
Size: 93 MB  
**ADD TO FAVOURITES**

**LATEST VIDEOS**

- Stepwise description of total...
- Port insertions  
Simplified Laparoscopic ...
- Instrument trolley  
Simplified Laparoscopic ...
- Vaginal delineator tube  
Simplified Laparoscopic ...

**Click on any Video**

**Click to Download**

**Social Media Sharing**

**Refer & Recommendations**

**Click to Report the issue related to Video**



# BROWSING MCQS (Updated with NEET PG)

The screenshot shows the 'MCQS' section of a website. At the top, a purple navigation bar contains links: BOOKS, VIDEOS, JOURNALS, CA, MCQS (highlighted with a blue circle and number 1), REVIEWS, PARTNERS, and LIBRARIAN. Below this, a 'MEDICINE - SELECT SPECIALITY' section (numbered 2) lists various medical specialties with their respective MCQ counts. A 'MY EXAM' box (numbered 3) is visible, containing links for 'View test results', 'View attempted questions', and 'History'. A 'Create/Customise Your Exam' pop-up (numbered 4) is shown in the bottom left, featuring a 'Select number of questions' dropdown menu with options 25, 50, 100, and 150, and a 'PROCEED' button. A 'View Previous test attempted questions and results' link is also present. The 'EXAM INSTRUCTION' section (numbered 4) provides details about the exam format, including duration, timer, question palette, and scoring system. A 'START EXAM' button is located at the bottom right of the exam instruction section.

1. Click to access MCQs – This tab includes 1,15,000+ MCQs across 25 specialities.

2. Select the speciality for which you wish to attempt MCQ test.

3. Select the *Number of Questions* & Click on *Proceed*.

4. Click on “Start Exam” button to start the Mock Test.

**NOTE:** You must login with your credentials to **access all this MCQs Feature**. For login, and credentials, please refer Slide#5 and Slide#6

# BROWSING MCQS (Continued)

## Question Page

Question 43

A 60-year-old woman is being investigated prior to possible hip replacement for osteoarthritis. She has fairly well-controlled multiple myeloma, although she has increased circulating myeloma proteins. During her assessment she appears very tense, is hyperventilating and then develops carpopedal spasm. However, a plasma calcium measurement taken at this time is normal. Which of the following is the most likely to have caused her spasms?

- ☐ Non-specific muscle cramps
- ☐ Respiratory acidosis combined with hyperproteinaemia
- ☐ Respiratory acidosis combined with hypoproteinaemia
- ☐ Respiratory alkalosis combined with hyperproteinaemia
- ☐ Respiratory alkalosis combined with hypoproteinaemia

[Previous](#) [Next](#)

**Colour Legend:**

■ Attempted ■ Unattempted ■ Skipped

End Exam

Click to end exam to display *Result page*

Test Summary

Answer key with link to explanation (wherever available)

Dashboard to monitor your progress

Your Dashboard

198:09

All 200 Unattempted 157 Skipped 1

1	2	3	4	5
6	7	8	9	10
11	12	13	14	15
16	17	18	19	20
21	22	23	24	25

## Result Page

RESULT for [Specialty : Surgery] [BACK](#)

Total Questions	200	Total Correct Answers	195
Attempted Questions	200	Unattempted Questions	0
	100%		0%
		Incorrect Answers	5
			2.5%

**Answers Detail**

Question 1

Morton neuroma is due to chronic compression of the plantar digital nerve between the intermetatarsal ligament and the metatarsal heads. It is commonly present in which one of the following locations?

- ☐ a. Between first and second metatarsal
- ☐ b. Between second and third metatarsal
- ☐ c. Between third and fourth metatarsal
- ☐ d. Between fourth and fifth metatarsal

Correct Answer: C

Your Answer: B

[Details](#)

# BROWSING CASE STUDIES & OSCEs

- ▶ 3,500+ highly valuable and insightful case studies across 15 specialities
- ▶ Detailed medical history and presenting symptoms
- ▶ Overview of diagnosis
- ▶ Outline of the treatment approach
- ▶ Insight into the case's significance, including lessons learned and challenges faced
- ▶ Use of infographics to support medical practices
- ▶ Prepare for Objective Structured Clinical Examinations (OSCE)
- ▶ Designed for undergraduate and postgraduate clinical exam preparation, providing hands-on readiness and confidence for clinical assessments.

The screenshot shows the JAYPEEDIGITAL website interface. At the top, there is a logo and the text "JAYPEEDIGITAL EXPLORE HEALTH SCIENCE". Below this is a search bar with the text "Explore here..." and a magnifying glass icon. A navigation bar contains links for "BOOKS", "VIDEO", "JOURNALS", "CLINICAL CASES" (which is highlighted with a red box), and "MCQS". Under the "CLINICAL CASES" section, there is a table with two columns: "CLINICAL CASES - SELECT SPECIALITY" and "CLINICAL CASES". The table lists various medical specialities and their corresponding case counts. The "Medicine" category is highlighted with a red box. Below the table, there is a section titled "Clinical Case - Medicine" and a sub-section titled "Clinical Case On Systemic Lupus Erythematosus". The case description reads: "A 29-year-old pregnant lady was hospitalized because of convulsion. Emergency LUCS was done. The baby, apparently looks well, no cry, pulse-40/min. ECG of baby shows complete heart block. You are called to see the baby and mother". Below the case description, there is a "QUESTIONS" section with three questions: "1. What is the likely cause of complete heart block of this baby?", "2. What treatment should be given to the baby?", and "3. What history do you like to take from the mother?". Below the questions, there is an "ANSWERS" section with three answers: "1. Presence of anti-Ro/SSA antibody from maternal serum.", "2. Pacemaker implantation.", and "3. To know whether the mother is suffering from SLE.". At the bottom, there is a "Note" section with the following text: "Note: If the mother is suffering from SLE having anti-Ro/SSA antibody in the serum, the baby may have congenital complete heart block, due to transplacental transfer of this antibody into the baby. Occurs in < 3% cases. Heart block is usually permanent; insertion of pacemaker may be needed. Though in many cases of congenital heart block, heart rate remains high and no treatment is necessary. In any mother suffering from SLE, screening for anti-Ro/SSA antibody must be done, if she wants to be pregnant."

**JAYPEEDIGITAL**  
EXPLORE HEALTH SCIENCE

ALL Explore here...

BOOKS VIDEO JOURNALS **CLINICAL CASES** MCQS

CLINICAL CASES - SELECT SPECIALITY	CLINICAL CASES
Cardiology (50)	Dermato OSCE
MCQs and Self-assessment (34)	Medicine (880)
Orthodontics and Dentofacial Orthopedics (85)	Orthopedics (34)
Pediatrics (552)	Pulmonary & Respiratory Medicine (87)
Surgery (2)	Radiology and Nuclear Medicine (111)

## Clinical Case - Medicine

### Clinical Case On Systemic Lupus Erythematosus

A 29-year-old pregnant lady was hospitalized because of convulsion. Emergency LUCS was done. The baby, apparently looks well, no cry, pulse-40/min. ECG of baby shows complete heart block. You are called to see the baby and mother

#### QUESTIONS

1. What is the likely cause of complete heart block of this baby?
2. What treatment should be given to the baby?
3. What history do you like to take from the mother?

#### ANSWERS

1. Presence of anti-Ro/SSA antibody from maternal serum.
2. Pacemaker implantation.
3. To know whether the mother is suffering from SLE.

**Note:** If the mother is suffering from SLE having anti-Ro/SSA antibody in the serum, the baby may have congenital complete heart block, due to transplacental transfer of this antibody into the baby. Occurs in < 3% cases. Heart block is usually permanent; insertion of pacemaker may be needed. Though in many cases of congenital heart block, heart rate remains high and no treatment is necessary. In any mother suffering from SLE, screening for anti-Ro/SSA antibody must be done, if she wants to be pregnant.

# BROWSING JOURNALS

The screenshot shows a web interface for browsing journals. At the top, a purple navigation bar contains links for BOOKS, VIDEOS, JOURNALS (highlighted with a red box), CLINICAL CASE, MCQS, and REVIEW. Below this, a secondary bar features a stethoscope icon and the word MEDICINE, followed by a dropdown menu listing MEDICINE, DENTISTRY, NURSING, and ALL JOURNALS. The background of the page is a blurred image of a library with bookshelves and a person holding a tablet. On the left, a 'JOURNALS' section displays a list of journals with a 'Sort by: Title | Editor | Speciality' dropdown. Two journals are visible: 'World Journal of Dentistry' and 'Donald School Journal of Ultrasound in Obstetrics and Gynecology'. A red box highlights the 'Speciality' dropdown menu, which lists various medical fields including Anaesthesia, Ayurveda, Biochemistry, Cardiology, and Critical Care. A blue arrow points from the 'JOURNALS' link in the top navigation bar to the 'JOURNALS' section on the left. Another blue arrow points from the 'JOURNALS' section to the 'Donald School Journal of Ultrasound in Obstetrics and Gynecology' journal entry. A third blue arrow points from the journal entry to the 'Articles' tab in the 'Journal Detail' section. The 'Articles' tab is highlighted with a red box, and a blue arrow points from it to the 'Articles list' table. The 'Articles list' table has columns for Article Name, Pages, and Action. A red box highlights the 'Action' column, which contains download icons. A blue arrow points from the 'Action' column to the text 'Click to download'. The 'Journal Detail' section also includes tabs for Journal Detail, Editorial Board, and Articles. A red box highlights the 'Articles' tab, and a blue arrow points from it to the 'Articles list' table. The 'Articles list' table contains the following data:

Article Name	Pages	Action
Predatory Journals and Open Access Publishing	0-0	
Neck Nodes at Level IIB in Oral Cavity Carcinoma: Can We Leave Behind Visible Nodes?	117-120	
Tuberculosis of Tongue (Oral Cavity): A Case Report	121-123	
Salvage Surgery in Head and Neck Patients: Personal Experience and Case Report	124-127	
Synechiae of the Oral Cavity with Cleft Palate: A Rare Congenital Anomaly	128-130	
Occult Metastatic Papillary Thyroid Carcinoma Presenting as Submandibular Mass: An Unusual Case	131-133	
Angiolymphoid Hyperplasia with Eosinophilia: A Rare Swelling in the Oral Cavity	134-136	

Annotations on the page include:

- A red box around the 'JOURNALS' link in the top navigation bar.
- A red box around the 'JOURNALS' section on the left.
- A red box around the 'Speciality' dropdown menu.
- A red box around the 'Articles' tab in the 'Journal Detail' section.
- A red box around the 'Action' column in the 'Articles list' table.
- A blue arrow pointing from the 'JOURNALS' link to the 'JOURNALS' section.
- A blue arrow pointing from the 'JOURNALS' section to the 'Donald School Journal of Ultrasound in Obstetrics and Gynecology' journal entry.
- A blue arrow pointing from the journal entry to the 'Articles' tab.
- A blue arrow pointing from the 'Action' column to the text 'Click to download'.

Text annotations include:

- 'Sort by different options' (blue text) pointing to the 'Sort by' dropdown.
- 'Click on the journal you wish to read' (blue text) pointing to the journal entry.
- 'Click here to view Articles list' (blue text) pointing to the 'Articles' tab.
- 'Click to download' (blue text) pointing to the 'Action' column.



# MY ACCOUNT FEATURES

NOTE: You must login with your credentials to **access MY Account features**. For login, and credentials, please refer Slide#5 and Slide#6

The screenshot displays the Jaypee Digital website interface. At the top, there is a navigation bar with links for 'FEEDBACK', 'SUBSCRIBED CONTENT', and 'CONTACT US'. A 'SIGN IN' button is visible, and a 'Select Language' dropdown menu is present. Below the navigation bar, the 'JAYPEE DIGITAL' logo is shown, along with the tagline 'EXPLORE HEALTH SCIENCE'. A search bar with the placeholder 'Explore here...' is also visible. The main content area features a 'SPECIALITY' sidebar on the left with a list of medical specialties: Alternative Medicine, Anaesthesia, Anatomy, Biochemistry, Biophysics, Biostatistics and Research Methodology, Biotechnology, Cardiology, and Clinical Skills for Nurses. The main content area is divided into sections for 'MEDICINE', 'DENTISTRY', and 'NURSING'. Below these sections, there are images representing different user groups: Academics, Researchers, Students, and Librarians. A 'MY ACCOUNT' dropdown menu is highlighted with a blue box and a blue circle with the number '1'. The dropdown menu contains the options 'MY ACCOUNT' and 'SIGN OFF'. A blue line connects this dropdown menu to the 'MY ACCOUNT' page content, which is also highlighted with a blue box and a blue circle with the number '2'. The 'MY ACCOUNT' page content includes a list of features: Favorites, My Notes, Bookmarks, Saved Searches, Previous test results, Edit Profile, and Change Password. The 'FAVORITES' section is also visible, showing a table with columns for ISBN, Title, and Delete.

Access provided by Jaypee Brothers Medical Publishers (P) Ltd

**SPECIALITY**

- Alternative Medicine
- Anaesthesia
- Anatomy
- Biochemistry
- Biophysics
- Biostatistics and Research Methodology
- Biotechnology
- Cardiology
- Clinical Skills for Nurses

**MY ACCOUNT**

- Favorites
- My Notes
- Bookmarks
- Saved Searches
- Previous test results
- Edit Profile
- Change Password

**FAVORITES**

ISBN	Title	Delete
------	-------	--------

1. This tab provides quick access to Personalized Features.
2. These personalized options allows user to view favourites and saved chapters, articles & searches, bookmarks, notes, previous MOCK test result for easy & quick access in future.

# NEED HELP & SUPPORT

We are always happy to help you with your questions. You can reach us by clicking on “**Contact Us**” button, appears on the top of the Homepage. Following options are available –

- **Sales** – For sales related queries.
- **Support** – For all account support queries.
- **Publish with us** – To join our esteemed list of the world-renowned authors, we would love to peruse your manuscript and read your proposal.
- **Ask for a Trial** – To apply for an institutional trial for Jaypee Digital

ASK FOR A TRIAL | CONTACT US | SIGN IN | [Select Language](#) ▼

All ▼ Explore here... 🔍

BOOKS ▼ VIDEOS ▼ JOURNALS ▼ MCQS REVIEWS ▼ PARTNERS LIBRARIAN

## CONTACT US

Sales Support Publish with us Ask for a trial

Name\*  
E-mail\*  
Phone number\*  
Organization\*

Comment for Sales\*

SUBMIT RESET

---

### JAYPEE BROTHERS MEDICAL PUBLISHERS (P) LTD.

**Head Office**  
4838/24, Ansari Road, Daryaganj  
New Delhi 110 002, India  
Phone: +91-11-4357 4357  
Fax: +91-11-4357 4314  
email: [support@jaypeedigital.com](mailto:support@jaypeedigital.com)

**London Office**  
Jaypee Medical Publishers Ltd  
83, Victoria Street,  
London, United Kingdom  
email: [support@jaypeedigital.com](mailto:support@jaypeedigital.com)

# THANK YOU!

## Contact Us:

E: [support@jaypeedigital.com](mailto:support@jaypeedigital.com)

P: 011-43574357

W: [www.jayypeebrothres.com](http://www.jayypeebrothres.com)

